Welcome back to the Guggenheim Museum!



In today's lesson, we will:



1. **Look at art by Vasily Kandinsky and learn about the artist's inspiration**

1. **Share our ideas**



1. **Play musical art!**





Quick note for teachers


THE SOLOMON R GUGGENHEIM
SEUM





Nature



Abstract art

Vasily Kandinsky, Composition 8, 1923



Vasily Kandinsky, Dominant Curve, 1936

Inspiration #1: Science









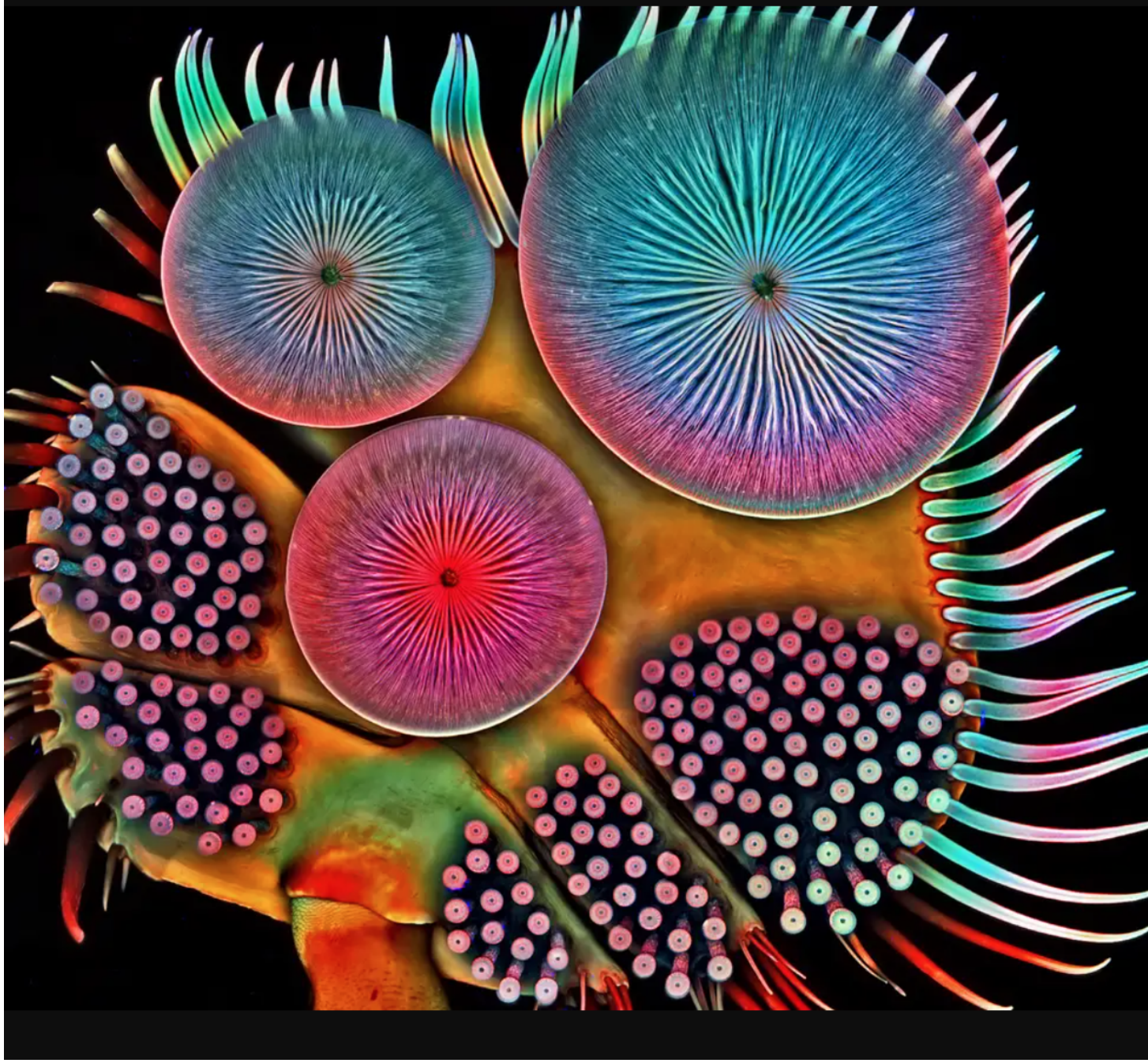



Vasily Kandinsky, Striped, 1934



Vasily Kandinsky, Capricious Forms, 1937



Vasily Kandinsky,
Several Circles, 1926

What do the circles look like to you?





Inspiration #2: Music



What is your favorite song or style of music?



Synesthesia



Kandinsky named this artwork “Three Sounds”



Vasily Kandinsky,
Yellow
Accompaniment,
1924



What might this artwork sound like if we could hear it?

Color directly influences the soul.

Color is the keyboard, the eyes are the hammers, the soul is the piano with many strings.

The artist is the hand that plays, touching one key or another... to cause vibrations in the soul.

Artist Vasily Kandinsky



Vasily Kandinsky, Composition 8, 1923



Now, it's our turn to make some art!

Materials needed:

- ❑ Paper for drawing
- ❑ Colorful drawing tools of your choice



Today, we will draw four sounds







First, fold your paper into four sections, like this:



Next, we will listen to four songs.
For each song, we will fill a box with lines, shapes and colors.



Example: Song Number 1



Song 1



Song 2



Song 3



Song 4



Share and reflect

Which box do you like the best?

What other music would you like to use as inspiration for art?



