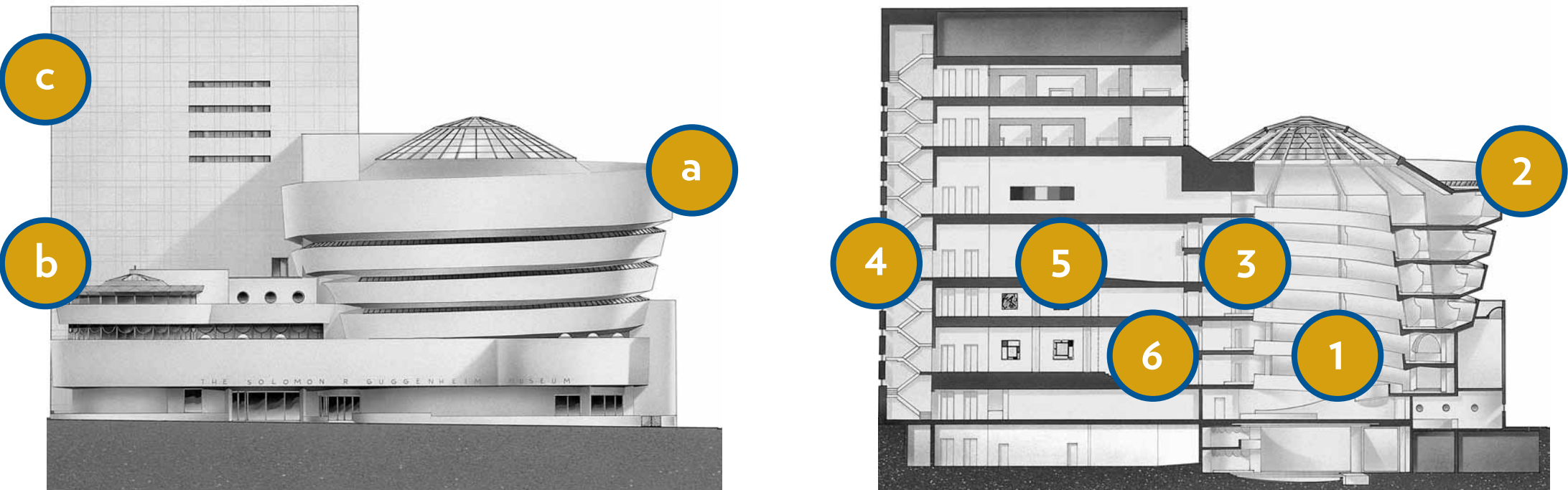



Before starting your tour

shape detective

Frank Lloyd Wright chose to use geometric forms other than rectangles in his plan for the Guggenheim Museum. Each of these shapes can be found in the museum's architecture. As you explore, be on the lookout for them. Each time you find one, place a small x inside that shape. At the end of your visit count the x's to learn which shapes are used the most.



Now that you have finished your tour, complete these three sentences.

welcome families!

An exploration of the Guggenheim Museum can produce many reactions in both children and adults. On your tour answer these questions and share your responses.

You are about to explore one of the best-known buildings in the world. We hope you find that the closer you look, the more you discover.

The Guggenheim Museum was designed by famed American architect Frank Lloyd Wright to display Solomon R. Guggenheim's collection of non-objective paintings. These paintings use lines, colors, and shapes to express ideas and emotions. When the museum first opened in 1959 both the paintings and Wright's architectural design were considered ahead of their time—even shocking to some.

The museum is now considered a landmark and attracts visitors from around the world. It has undergone a major restoration so that this unique building will be preserved for future generations to enjoy.

- During your visit, please remember:
- Touch the works of art only with your eyes, never with your hands.
 - Walk in the museum—do not run.
 - Use a quiet voice when sharing your ideas.
 - Write and draw only with pencils—no pens or markers please.

an architectural tour – let's begin!

the exterior (outside)
If the weather permits, take a look at the outside of the building and notice that it has three distinct parts. As you face the building from Fifth Avenue:

- a** The **Large Rotunda** is to your right.
- b** The **Small Rotunda / Thannhauser building**, on your left, is also circular in shape, but smaller.
- c** The **Annex Tower** was added in 1992 and provides more gallery and office space.

How many ways can you think of to complete the following sentence? **The Guggenheim Museum is like a . . .**
.....
.....

1 the rotunda (bottom)
Enter the museum and step forward into a large open circular area topped by a dome. This is known as **the rotunda**.

What words come to mind as you experience this space?
.....
.....

2 the rotunda (top)
Although there are many ways to explore the museum, Frank Lloyd Wright wanted visitors to take the elevator to the top and enjoy the experience of looking at art as they strolled down the spiral ramp. Take the elevator up to Level 6. **Even the elevator will provide a surprise!**

Some people find the view from the top of the ramps thrilling, but some find it frightening. Read the following questions and share your responses.

As you look down from the top of the rotunda's spiral what do you see? How does it feel?
.....
.....

3 staircase
Hidden behind the level 5 elevator is an unusual staircase. **Take a look.**

What makes it different from staircases you have seen before?
.....
.....

4 small rotunda / thannhauser building
As you walk down the ramps, periodically there will be entrances to galleries on your left.

If you find yourself in a rectangular gallery with higher ceilings, you are in one of the **annex tower galleries** that were added in 1992.

If you find yourself in smaller galleries with low ceilings and a view into the museum's shop, you are in the **small rotunda / Thannhauser building**.

5 Be sure to visit the paintings by **Vasily Kandinsky** (1866–1944) on Level 3 in the small rotunda.

Some of these non-objective paintings were among the first works collected by Solomon R. Guggenheim.

6 The Thannhauser Collection on Level 2 is your last stop. Here you will find paintings and sculptures by some of the most famous 19th and 20th century European artists.

How do these spaces differ from the large rotunda?
.....
.....

When you have reached the bottom of the ramp, you will be back on the **rotunda floor**.

The most surprising part of my tour was . . .

My favorite part of the museum is . . .

When you visit, you have to see . . .

Hold on to your ticket and the security guard will be happy to let you back into the museum.




rotunda skylight



rotunda level 5



triangle staircase



across the rotunda



small rotunda skylight




looking into the museum shop

Place an x in the circle next to each of the details that you remember noticing as you toured the museum. How many of these pictures are now familiar to you?



semi-circular window frame



fountain

THE ARCHITECTURE OF THE SOLOMON R. GUGGENHEIM MUSEUM

design a museum

Frank Lloyd Wright experimented with many ideas before a final design for the Guggenheim Museum was approved. One early concept was hexagonal, another looked like a layer cake. In what ways is today's museum similar to or different from earlier designs?

Frank Lloyd Wright was designing a building that would exhibit a collection of paintings. What do you collect?

What is the most treasured object in your collection? How did you get it?


What type of building would you design to exhibit your collection?

What shape would the building be? What materials would it be made from?


In the space to the right create a drawing for a museum to display your unique collection.

COVER: The New Yorker magazine illustration by James Stevenson, first published on June 16, 1978, 8 x 9.5 inches. INSIDE: (left) Architect Frank Lloyd Wright, Hilla Rebay, the museum's first director, and founder Solomon R. Guggenheim with Wright's 1945 model of the museum. (center and right) Drawings by Michael Gabellini based on Gwathmey Siegel and Associates Architects' drawings. Illustrated by Tom Powers, Ivy League of Artists. OPPOSITE PAGE: All photos by David Heald. THIS PAGE: (left to right) Perspective, 1943. Watercolor on paper. The Frank Lloyd Wright Archives, The Frank Lloyd Wright Foundation. Perspective, 1944. Watercolor on paper. Collection of Erving and Joyce Wolf. Perspective, 1944. Watercolor on paper. Collection of Erving and Joyce Wolf.

Education Department, Solomon R. Guggenheim Museum
1071 Fifth Avenue, New York, NY 10128
A program for the Sackler Center for Arts Education



Design for the Museum of.....
 Architect.....
 Location.....Date.....



GUGGENHEIM
SACKLER CENTER for Arts
Education